# LIFTING SLING FITTINGS

## Applications

**Lifting sling fittings are used for the manufacturing of steel chain, Green Pin Tycan® chain, synthetic or steel wire rope slings. With the lifting sling fittings, you can manufacture different configurations; for example, 1 and 2 leg slings or 3 and 4 leg slings. Depending on the type of sling, chain or steel wire rope the fittings have a safety factor of 4 or 5.**

## Range

Green Pin® offers a wide range of lifting sling fittings such as chain fittings, thimbles, wire rope clips, sleeves, sockets etc. With the wide range of lifting sling fittings, a complete sling from the top master link to the hooks can be assembled.

To complement the Green Pin® assortment, Royal Van Beest also offers a wide range of other (commercial) lifting components.

## Finish

The finish of the lifting components is either self-coloured, painted, electro-galvanized or hot dipped galvanized. You can find the finish per product on the product page itself.

## Certification

Specific details of certificate availability can be found on each product page. Please verify your certification requirements at the time of order.

## Index

To create an easy overview that shows directly which products can be used per type of chain, this chapter has been split up in five subchapters.

Please find below which type of products can be found per subchapter.

## 3.1 For Wire Rope

In the wire rope subchapter, you will find the components which can be used to make a wire rope sling.



**Top Links (page 88)**
Master Links and Master Link Assemblies

**Sling accessories (page 98)**
Thimbles
Wire rope clips
Sleeves

**End-fittings (page 120)**
Sockets
Swivels
Hooks

**Accessories (page 142)**
Tags
Chip

## 3.2 For Grade 8 chain

In the grade 8 subchapter, you will find the components which can be used to make a grade 8 steel chain sling.

**Top Links (page 150)**
Master Links and Master Link Assemblies

**Connectors (page 152)**
Links

**Chain (page 153)**
Grade 8 steel chain

**Shorteners (page 154)**
Shortening hooks
Shortening clutches

**End-fittings (page 156)**
Hooks

**Accessories (page 167)**
Tags
Chip
Spareparts

## 3.3 For Grade 10 chain

In the grade 10 subchapter, you will find the components which can be used to make a grade 10 steel chain sling.

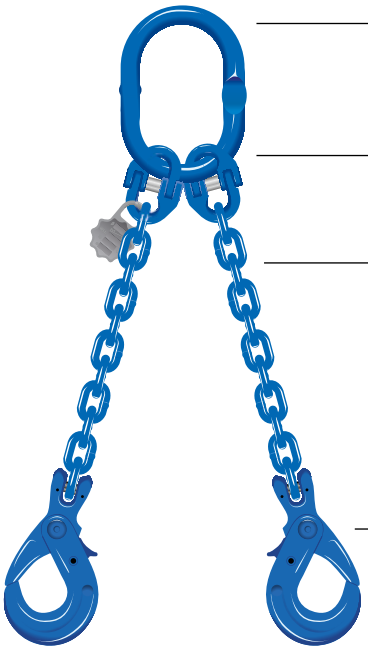

**Top Links (page 180)**
Master Links and Master Link Assemblies

**Connectors (page 184)**
Links

**Chain (page 185)**
Grade 10 steel chain

**Shorteners (page 186)**
Shortening hooks
Shortening clutches

**End-fittings (page 189)**
Hooks

**Accessories (page 195)**
Tags
Chip
Spareparts

## 3.4 For Green Pin Tycan® chain

In the Green Pin Tycan® subchapter, you will find the components which can be used to make a Green Pin Tycan® lifting fibre chain sling.

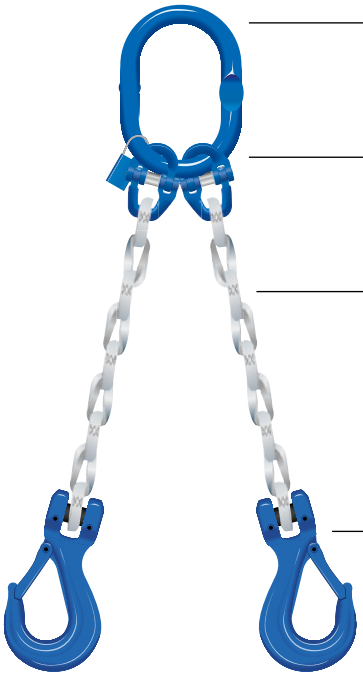

**Top Links (page 208)**
Master Links and Master Link Assemblies

**Connectors (page 212)**
Links

**Chain (page 214)**
Green Pin Tycan® fibre lifting chain

**Shorteners (page 215)**
Shortening hooks

**End-fittings (page 216)**
Hooks

**Accessories (page 219)**
Tags
Chip
Spareparts

## 3.5 For synthetic slings

In the synthetic sling subchapter, you will find the components which can be used to make a synthetic sling chain.

**Top Links (page 228)**
Master Links and Master Link Assemblies

**Connectors (page 230)**
Links

**End-fittings (page 231)**
Hooks

**Slings accesories (page 232)**
Thimbles

**Accessories (page 241)**
Tags
Chip
Spareparts

## LIFTING SLING FITTINGS

# FOR SYNTHETIC SLINGS

### Applications

**Green Pin® grade 8 lifting sling fittings for synthetic slings enable the connection with web slings.**

For specific product information the following product groups can be found on the mentioned page:

| Top links | | | | | |
|---|---|---|---|---|---|
| **MS** page 228 | **MTS** page 229 | | | | |
| **Connectors** | | | | | |
| **COS** page 230 | **MJS** page 231 | | | | |
| **End-fittings** | | | | | |
| **XLS** page 231 | | | | | |

Table continues on next page

| Sling accessories | | | | | |
|---|---|---|---|---|---|
| **E-6110** page 232 | **G-6120** page 232 | **G-6128** page 233 | **E-6131/G-6131** page 234 | **S-6134** page 235 | **E-6135/G-6135** page 236 |
| **G-6170** page 237 | **G-6142** page 238 | **G-6151** page 239 | **P-6190** page 240 | **P-6195** page 240 | |
| **Accessories** | | | | | |
| **TAG** page 241 |  **TAGRFID** page 242 | **CHIPRFID** page 242 |  **RCOS** page 243 |  **RMJ** page 243 | |

## Range

Green Pin® supplies a range of grade 8 lifting sling fittings for synthetic slings for different sizes. The lifting sling fittings are suitable for web slings made according to European standard. See specific lifting sling fitting to know which size fits the web sling.

## Design

The Green Pin® lifting sling fittings for synthetic are the ideal fittings for lifting with synthetic round- and/or flat web slings. The optimal bearing surface of body/pin means load on the web sling is distributed equally. Wear of the web sling is also minimized as a result of the smooth finish of the lifting sling fittings result, damage to the web sling is minimized and its lifespan extended.

Grade 8 lifting sling fittings for synthetic are generally marked with:

- manufacturer's symbol - e.g. GP
- size in mm and/ or inch - e.g. 13 and/or $^{1}/_{2}$"
- traceability code - e.g. HA
- steel grade - e.g. 8
- item code (specific products) - e.g. MJS
- origin (specific products) - e.g. France

As prescribed by the Machinery Directive 2006/42/EC our hooks, master links and connecting links are supplied with a CE Declaration of Incorporation (CE IIB), stating the products are in compliance with the requirements of the machinery directive. These products do not have a CE marking, since CE markings are only to be provided for machines, whereas hooks, master links and connecting links are components of machines, and not machines themselves. Providing components with a CE marking is an incorrect interpretation of the Machinery Directive.

Machinery definition according to Machinery Directive 2006/42/EC – Article 2 – definitions (a) and Machinery Regulation 2023/1230/EU:

"An assembly of linked parts or components, at least one of which moves and which are joined together, intended for lifting loads and whose only power source is directly applied human effort."

"The maximum working load shall be prominently marked on the lifting machinery. The marking shall be legible, indelible and in an un-coded form. Where the maximum working load depends on the configuration of the lifting machinery, each operating position shall be provided with a load plate indicating, preferably in diagrammatic form or by means of tables, the working load permitted for each configuration."

This definition means that a sling is a Machine and that the hooks, master links and connecting links are not considered as a machine themselves, but as components of a machine. The CE and the WLL markings in consequence, are mandatory only on the assembled sling tag as the sling is the machine according to MD 2006/42/EC. This rule is still valid with the new Machine Regulation 2023/1230 which will replace the MD cited previously within early 2027.

## Finish

All grade 8 lifting sling fittings for synthetic are painted. Grade 8 lifting sling fittings for synthetic under the Green Pin® brand will be painted white.

Some products are mentioned as painted white*, but could be for some sizes delivered with a yellow or red finish.

## Certification

Specific details of certificate availability can be found on each product page. Please verify your certification requirements with Green Pin® at the time of order.

## Instructions for use

Grade 8 lifting sling fittings for synthetic , should be inspected before use to ensure that:

- all markings are legible.
- all lifting sling fittings of the complete sling are made of the same steel grade 8.
- a lifting sling fitting with the correct WLL has been selected with respect to the sling design. For further details, refer to the EN 818-4.
- the pin, bolt, nut, bush or any other locking system cannot move or vibrate out of position.
- lifting sling fittings are free from nicks, gouges, and cracks.
- lifting sling fittings are not heat treated, modified, repaired, or reshaped by machining or bent. (This may affect their Working Load Limit).
- lifting sling fittings items are not distorted or unduly worn. (Maximum allowable wear is 10 % of the original diameter)
- the latch of the hook(s) is present and functional.
- the hook is never side-, tip- or back- loaded.
- the hook is supporting the load correctly.
- the latch should not be supporting any load.
- only use the lifting sling fittings for in-line lifting.

Green Pin® grade 8 lifting sling fittings for synthetic must be regularly inspected in accordance with the safety standards given in the country of use. This is required because the products in use may be affected by issues such as wear, misuse, and overloading, which may lead to deformation and alteration of the material structure. Inspection should take place at least every six months (follow the local rules in the country of use), and more frequently when the links are used in severe operating conditions.

## Testing

Generally load rated products are proof load and MPI tested.
For specific information on certificates we refer to the separate paragraph on certification.

The Green Pin® lifting sling fittings for synthetic are proof load tested at the following loads:

| Working Load Limit (WLL) | Proofload (PL) |
|---|---|
| t | t |
| 2 | 5 |
| 3.2 | 8 |
| 5.4 | 13.5 |
| 8.2 | 20.5 |

# Green Pin® Master Link EN 1677-4 GR8

## Grade 8 master link EN 1677-4

Scan for additional product details

- **Material:** alloy steel, grade 8, quenched and tempered
- **Safety factor:** MBL equals 4 x WLL
- **Standard:** EN 1677-4, ASTM A952/952M and ASME B30.9
- **Finish:** painted white*
- **Temperature range:** -40 °C up to +200 °C
- **Certification:** 2.1 2.2 3.1 MTC [b] MPI [a] CE IIB
- **Article code:** scan QR code to see article codes
- **Note:** from 50 t without flat part

MS

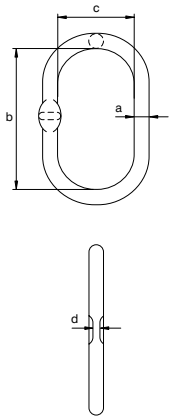


| diameter | diameter chain 1 leg | diameter chain 2 legs | | working load limit | length inside | width inside | thickness | weight each |
|---|---|---|---|---|---|---|---|---|
| a | | ß ≤ 45° | 45° < ß ≥ 60° | | b | c | d | |
| mm | mm | mm | mm | t | mm | mm | mm | kg |
| 13 | 6/7 | 6 | 6/7 | 1.6 | 115 | 60 | 7 | 0.40 |
| 16 | 8 | 7/8 | 8 | 3.2 | 120 | 70 | 7 | 0.60 |
| 18 | 10 | 10 | 10 | 4.5 | 135 | 75 | 9 | 0.84 |
| 20 | 13 | - | 13 | 6.2 | 150 | 82 | 11 | 1.10 |
| 22 | 16 | 13 | 16 | 8.2 | 170 | 90 | 14 | 1.60 |
| 25 | 18 | - | 18 | 10.6 | 190 | 103 | 14 | 2.30 |
| 28 | 20 | 16 | 19 | 12.8 | 209 | 120 | 17 | 3.10 |
| 30 | 20/22 | 18 | 20/22 | 15.5 | 235 | 125 | 17 | 4 |
| 36 | - | 19/20 | - | 20 | 270 | 145 | 22 | 6.60 |
| 38 | 26 | 22 | 26 | 25 | 250 | 150 | 22 | 7.10 |
| 45 | 32 | 26 | 32 | 37 | 300 | 200 | 22 | 12.1 |
| 50 | - | 32 | - | 50 | 380 | 200 | - | 18 |
| 55 | - | - | - | 63 | 360 | 200 | - | 21 |
| 70 | - | - | - | 100 | 500 | 250 | - | 44 |
| 80 | - | - | - | 125 | 503 | 280 | - | 60.7 |

CAD INFO

* could be delivered with a yellow or red finish

# Green Pin® Master Link Assembly EN 1677-4 GR8

## Grade 8 master link assembly EN 1677-4

Scan for additional product details

MTS

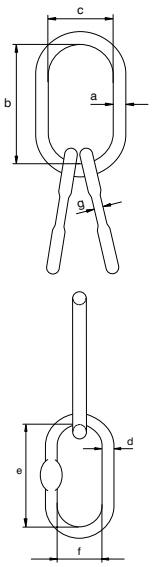


- **Material:** alloy steel, grade 8, quenched and tempered
- **Safety factor:** MBL equals 4 x WLL
- **Standard:** EN 1677-4, ASTM A952/952M and ASME B30.9
- **Finish:** painted white*
- **Temperature range:** -40 °C up to +200 °C
- **Certification:** 2.1 2.2 3.1 MTC [b] MPI [a] CE IIB
- **Article code:** scan QR code to see article codes
- **Note:** from 60 t without flat part

| diameter | diameter chain 3/4 legs | | working load limit | length inside | width inside | diameter | length inside | width inside | thickness | weight each |
|---|---|---|---|---|---|---|---|---|---|---|
| a | ß ≤ 45° | 45° < ß ≥ 60° | | b | c | d | e | f | g | |
| mm | mm | mm | t | mm | mm | mm | mm | mm | mm | kg |
| 16 | 6 | 6/7 | 2.5 | 120 | 70 | 13 | 115 | 60 | 7 | 1.20 |
| 18 | 6/7 | 8 | 3.5 | 135 | 75 | 16 | 120 | 70 | 7 | 3.10 |
| 22 | 8 | 10 | 6.5 | 170 | 90 | 18 | 135 | 75 | 9 | 3.30 |
| 25 | 10 | 13 | 8.5 | 190 | 103 | 20 | 150 | 82 | 11 | 4.50 |
| 28 | - | - | 10 | 209 | 120 | 20 | 150 | 82 | 11 | 5.40 |
| 30 | 13 | 16 | 13 | 235 | 125 | 22 | 170 | 90 | 14 | 7.20 |
| 36 | 16 | 18/19 | 17 | 270 | 145 | 25 | 190 | 103 | 14 | 11.2 |
| 38 | - | 20 | 20.8 | 250 | 150 | 28 | 209 | 120 | 17 | 13.3 |
| 45 | 18/20 | 22 | 30 | 300 | 200 | 36 | 270 | 145 | 22 | 25.3 |
| 50 | 22 | 26 | 40 | 380 | 200 | 38 | 250 | 150 | 22 | 32.2 |
| 55 | 26 | 32 | 50 | 360 | 200 | 38 | 250 | 150 | 22 | 35.2 |
| 60 | - | - | 60 | 430 | 220 | 45 | 300 | 200 | 45 | 54.2 |
| 70 | 32 | - | 80 | 500 | 250 | 55 | 360 | 200 | 55 | 86 |
| 80 | - | - | 100 | 503 | 250 | 55 | 360 | 200 | 55 | 103 |

CAD INFO

* could be delivered with a yellow or red finish

# Green Pin® Round Web Sling Connector GR8

## Grade 8 round web sling connector

Scan for additional product details

- **Material:** alloy steel, grade 8, quenched and tempered
- **Safety factor:** MBL equals 4 x WLL
- **Standard:** EN1677-1 and ASTM A952/952M
- **Finish:** painted white*
- **Temperature range:** -40 °C up to +200 °C
- **Certification:** 2.1 2.2 3.1 MTC [a] MPI [b] CE IIB
- **Article code:** scan QR code to see article codes

COS

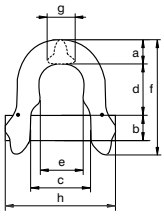


| working load limit | width | diameter pin | width | length inside | width inside | length outside | thickness | width outside | weight each |
|---|---|---|---|---|---|---|---|---|---|
| t | a mm | b mm | c mm | d mm | e mm | f mm | g mm | h mm | kg |
| 2 | 14 | 9 | 33 | 35 | 23 | 66 | 15 | 59 | 0.18 |
| 3.2 | 18 | 13 | 44 | 45 | 30 | 86 | 20 | 75 | 0.37 |
| 5.4 | 22 | 16 | 57 | 59 | 38 | 107 | 25 | 94 | 0.72 |
| 8.2 | 28 | 20 | 70 | 72 | 48 | 133 | 31 | 117 | 1.35 |

**Example combinations with COS:**

MS + CO + COS

COS + XLC

COS + CSC

* could be delivered with a yellow or red finish

Scan for additional product details

# Green Pin® Round Web Sling Connecting Link GR8

## Grade 8 round web sling connecting link

MJS

- **Material:** alloy steel, grade 8, quenched and tempered
- **Safety factor:** MBL equals 4 x WLL
- **Standard:** EN1677-1 and ASTM A952/952M
- **Finish:** painted white*
- **Temperature range:** -40 °C up to +200 °C
- **Certification:** 2.1 2.2 3.1 MTC [a] MPI [b] CE IIB
- **Article code:** scan QR code to see article codes

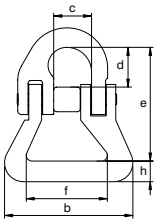


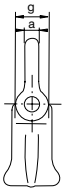


| for chain diameter | working load limit | diameter | width outside | width inside | length inside | length | width inside | diameter eye | thickness | weight each |
|---|---|---|---|---|---|---|---|---|---|---|
| mm | t | a mm | b mm | c mm | d mm | e mm | f mm | g mm | h mm | kg |
| 7/8 | 2 | 9 | 66 | 19 | 21 | 60 | 41 | 13 | 14 | 0.31 |
| 10 | 3.2 | 10 | 75 | 23 | 24 | 75 | 46 | 18 | 15 | 0.51 |
| 13 | 5.4 | 14 | 87 | 28 | 32 | 90 | 52 | 24 | 19 | 1.01 |

# Green Pin® Flat Web Sling Safety Hook GR8

## Grade 8 flat web sling self locking hook

XLS

- **Material:** alloy steel, grade 8, quenched and tempered
- **Safety factor:** MBL equals 4 x WLL
- **Standard:** EN1677-1
- **Finish:** painted white
- **Temperature range:** -40 °C up to +200 °C
- **Certification:** 2.1 2.2 3.1 MTC [a] MPI [b] CE IIB
- **Article code:** scan QR code to see article codes

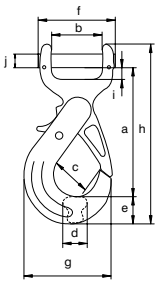


| working load limit | length | width | width opening | thickness | width | width outside | width outside | length outside | length inside | diameter pin | weight each |
|---|---|---|---|---|---|---|---|---|---|---|---|
| t | a mm | b mm | c mm | d mm | e mm | f mm | g mm | h mm | i mm | j mm | kg |
| 2 | 161 | 62 | 47 | 32 | 35 | 94 | 111 | 222 | 18 | 16 | 2.11 |

* could be delivered with a yellow or red finish

C

# Thimbles

## Standard commercial

- **Material:** mild steel
- **Finish:** electro-galvanized
- **Certification:** 2.1 CE IIB

**E-6110**

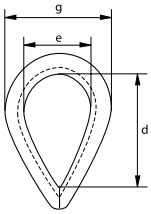


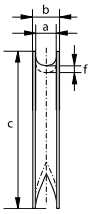


| diameter rope | width groove | width overall | length | length inside | width inside | thickness back | width | weight per 100 pcs |
|---|---|---|---|---|---|---|---|---|
| mm | a mm | b mm | c mm | d mm | e mm | f mm | g mm | kg |
| 4 | 4 | 7 | 25 | 16 | 11 | 2.5 | 19 | 0.50 |
| 5 | 5 | 8 | 31 | 22 | 16 | 3 | 25 | 0.80 |
| 6 | 6 | 10 | 37 | 26 | 19 | 3.5 | 30 | 1.40 |
| 8 | 8 | 12 | 51 | 34 | 24 | 5 | 38 | 2.80 |
| 9 | 9 | 13 | 57 | 38 | 29 | 5.5 | 44 | 3 |
| 10 | 10 | 16 | 64 | 42 | 32 | 5.5 | 49 | 4.80 |
| 12 | 12 | 18 | 76 | 51 | 38 | 6.5 | 57 | 8 |
| 14 | 14 | 20 | 82 | 57 | 40 | 8 | 62 | 10 |
| 16 | 16 | 22 | 89 | 60 | 42 | 9 | 66 | 15 |
| 18 | 18 | 26 | 102 | 67 | 45 | 10 | 73 | 22 |
| 20 | 20 | 28 | 115 | 76 | 51 | 11 | 81 | 25 |
| 22 | 22 | 30 | 127 | 83 | 54 | 12.5 | 87 | 32 |
| 24 | 24 | 32 | 138 | 90 | 64 | 14 | 100 | 46 |
| 26 | 26 | 36 | 152 | 102 | 68 | 14.5 | 107 | 66 |
| 28 | 28 | 38 | 165 | 110 | 73 | 16 | 115 | 77 |
| 30 | 30 | 42 | 178 | 120 | 79 | 17 | 125 | 80 |
| 32 | 32 | 44 | 203 | 143 | 93 | 18 | 141 | 130 |

C

# Thimbles

## Heavy duty stub-end

- **Material:** mild steel
- **Finish:** hot dipped galvanized
- **Certification:** 2.1 CE IIB

**G-6120**

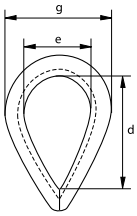


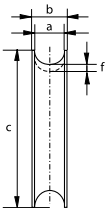


| diameter rope | width groove | width overall | length | length inside | width inside | thickness back | width | weight per 100 pcs |
|---|---|---|---|---|---|---|---|---|
| mm | a mm | b mm | c mm | d mm | e mm | f mm | g mm | kg |
| 8 | 9 | 13 | 51 | 35 | 22 | 4 | 44 | 0.50 |
| 10 | 11 | 15 | 64 | 47 | 30 | 4 | 54 | 0.80 |
| 12 | 13 | 18 | 76 | 57 | 35 | 5 | 62 | 1.40 |
| 14 | 15 | 21 | 89 | 65 | 45 | 6 | 76 | 2.80 |
| 16 | 18 | 22 | 102 | 75 | 50 | 6 | 83 | 3 |
| 18 | 20 | 28 | 114 | 85 | 53 | 7 | 91 | 4.80 |
| 20 | 22 | 30 | 127 | 94 | 60 | 8 | 102 | 8 |
| 22 | 24 | 31 | 140 | 107 | 65 | 9 | 110 | 10 |
| 24 | 26 | 34 | 152 | 114 | 70 | 9.5 | 118 | 15 |
| 28 | 30 | 39 | 178 | 130 | 80 | 10 | 134 | 22 |
| 32 | 34 | 41 | 203 | 157 | 100 | 10 | 162 | 25 |
| 36 | 38 | 48 | 229 | 175 | 115 | 11 | 182 | 32 |
| 40 | 42 | 51 | 254 | 198 | 120 | 12 | 188 | 46 |
| 44 | 46 | 62 | 280 | 214 | 130 | 14 | 210 | 66 |
| 50 | 53 | 65 | 305 | 220 | 140 | 18 | 248 | 77 |
| 56 | 57 | 68 | 356 | 245 | 150 | 23 | 262 | 80 |
| 64 | 67 | 85 | 407 | 286 | 185 | 20 | 280 | 130 |

C

# Thimbles

## Heavy duty stub-end reinforced with welded fillet plate

- **Material:** mild steel
- **Finish:** hot dipped galvanized reinforced with a welded fillet plate
- **Certification:** 2.1 CE IIB

**G-6128**

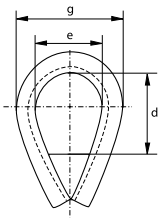


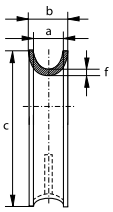


| width groove | width overall | length | length inside | width inside | thickness back | width | weight per piece |
|---|---|---|---|---|---|---|---|
| a mm | b mm | c mm | d mm | e mm | f mm | g mm | kg |
| 35 | 55 | 220 | 100 | 80 | 10 | 150 | 3.20 |
| 40 | 65 | 245 | 120 | 90 | 12 | 160 | 5.10 |
| 50 | 80 | 290 | 125 | 110 | 16 | 200 | 9.20 |
| 62 | 100 | 360 | 160 | 140 | 20 | 250 | 17.4 |
| 72 | 115 | 390 | 175 | 160 | 20 | 265 | 19.4 |
| 85 | 125 | 470 | 245 | 190 | 20 | 300 | 29 |
| 100 | 150 | 540 | 290 | 200 | 25 | 370 | 39 |
| 115 | 165 | 570 | 300 | 210 | 25 | 380 | 52 |

For shackle

| group | | width groove a mm | | | | | | | |
|---|---|---|---|---|---|---|---|---|---|
| | | 35 | 40 | 50 | 62 | 72 | 85 | 100 | 115 |
| G-4161 | Working Load Limit WLL t | 17, 25 | 25 | 35, 42.5 | 55 | 85 | | | |
| G-4163 | | 17, 25 | 25 | 35, 42.5 | 55 | 85 | | | |
| G-4151 | | 17, 25 | 25 | 35, 42.5 | 55 | 85 | | | |
| G-4153 | | 17, 25 | 25 | 35, 42.5 | 55 | 85 | | | |
| P-6036 | | | | | | | 120, 150 | 150, 200 | |
| G-6038 | | | | | | | 120, 150 | 150, 200 | |
| P-6033 | | 30 | 30 | 40, 55 | 75 | 125 | 125 | | |
| G-5263 | | 30, 40 | 40 | | 85 | 120 | 150, 175 | 175 | |
| G-5163 | | 17, 25 | 25 | 35, 42.5 | 55 | 85 | | | |
| P-6031 | | | | | | | 120, 150 | 150, 200 | |
| G-4263 | | 4.75 ~ 25 | 6.5 ~ 25 | 9.5 ~ 30 | 16 ~ 55 | 25 ~ 75 | 30 ~ 75 | 55, 75 | 75 |
| P-5363 | | 17, 25 | 25 | 35, 42.5 | 55 | 85 | | | |
| P-5365 | | 17, 25 | 25 | 35, 42.5 | 55 | 85 | 120, 150 | 150, 200 | |
| P-5367 | | 17, 25 | 25 | 35, 42.5 | 55 | 85 | 120, 150 | 150 | |
| G-4164 | | 17, 25 | 25 | | | | | | |
| G-4154 | | 17, 25 | 25 | | | | | | |
| G-4169 | | 17 | | | | | | | |
| G-4159 | | 17 | | | | | | | |

C

E-6131
G-6131

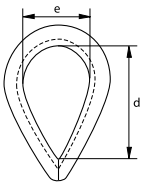


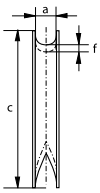


# Thimbles

## Generally to DIN 6899 (B)

- **Material:** mild steel
- **Standard:** generally to DIN 6899 (B)
- **Finish:** thimbles for rope diameters up to and including 6 mm are electro-galvanized, other diameters are hot dipped galvanized
- **Certification:** 2.1 CE IIB

| diameter rope | width groove | length | length inside | width inside | thickness back | weight per 100 pcs |
|---|---|---|---|---|---|---|
| mm | a mm | c mm | d mm | e mm | f mm | kg |
| 2.5 | 3 | 22 | 19 | 12 | 1.6 | 0.60 |
| 3.5 | 4 | 26 | 21 | 13 | 1.6 | 0.80 |
| 4 | 5 | 32 | 23 | 14 | 1.9 | 1 |
| 5 | 6 | 38 | 25 | 16 | 2.4 | 2 |
| 6 | 7 | 44 | 28 | 18 | 2.4 | 2 |
| 7 | 8 | 51 | 32 | 20 | 2.8 | 2.70 |
| 9 | 10 | 57 | 38 | 24 | 3.1 | 4.10 |
| 11 | 12 | 64 | 45 | 28 | 3.3 | 6.90 |
| 13 | 13 | 70 | 48 | 30 | 3.3 | 7.20 |
| 13 | 14 | 76 | 51 | 32 | 3.7 | 10.2 |
| 15 | 16 | 83 | 58 | 36 | 3.8 | 16.4 |
| 16 | 17 | 89 | 61 | 38 | 4.7 | 19 |
| 17 | 18 | 95 | 64 | 40 | 4.7 | 20.3 |
| 18 | 20 | 102 | 72 | 45 | 5.7 | 27.3 |
| 20 | 22 | 114 | 80 | 50 | 5.7 | 30.8 |
| 22 | 24 | 127 | 90 | 56 | 6.5 | 44.8 |
| 24 | 26 | 140 | 99 | 62 | 6.8 | 59.2 |
| 26 | 28 | 152 | 112 | 70 | 8 | 72 |
| 28 | 30 | 165 | 120 | 75 | 8 | 104 |
| 30 | 32 | 178 | 128 | 80 | 8 | 115 |
| 32 | 34 | 203 | 152 | 95 | 8.5 | 153 |
| 34 | 36 | 216 | 160 | 100 | 8.5 | 176 |
| 36 | 38 | 229 | 176 | 110 | 8.5 | 176 |
| 38 | 40 | 241 | 184 | 115 | 10.5 | 292 |
| 40 | 42 | 254 | 192 | 120 | 10.5 | 320 |
| 42 | 45 | 305 | 240 | 150 | 10.5 | 364 |

C

# Thimbles

## According to DIN 3091

S-6134

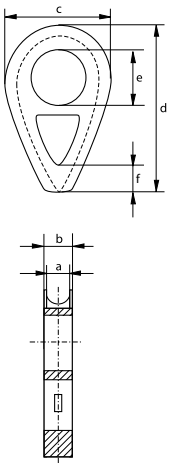


- **Material:** cast mild steel, (GTW 40)
- **Standard:** according to DIN 3091
- **Finish:** self-coloured
- **Certification:** 2.1 CE IIB
- **Note:** the diameter (e) of the timble for diameter wire rope 72 mm is 140 mm

| diameter rope | width groove | width overall | width | length | diameter | length | weight per 100 pcs |
|---|---|---|---|---|---|---|---|
| mm | a mm | b mm | c mm | d mm | e mm | f mm | kg |
| 8 | 9 | 15 | 40 | 56 | 14 | - | 18 |
| 10 | 11 | 17.5 | 50 | 70 | 18 | - | 32 |
| 12 | 13 | 20 | 60 | 84 | 21 | - | 52 |
| 14 | 16 | 23.5 | 70 | 98 | 25 | - | 80 |
| 16 | 18 | 26 | 80 | 130 | 28 | 16 | 90 |
| 18 | 20 | 28.5 | 90 | 145 | 31 | 18 | 121 |
| 20 | 22 | 31 | 100 | 161 | 35 | 20 | 161 |
| 22 | 24 | 33.5 | 110 | 177 | 38 | 22 | 211 |
| 24 | 26 | 36 | 120 | 193 | 41 | 24 | 271 |
| 26 | 29 | 39.5 | 130 | 209 | 44 | 26 | 355 |
| 28 | 31 | 42 | 140 | 224 | 47 | 28 | 420 |
| 32 | 35 | 47 | 160 | 256 | 53 | 32 | 630 |
| 36 | 40 | 53 | 180 | 288 | 59 | 36 | 884 |
| 40 | 44 | 58 | 200 | 320 | 65 | 40 | 1100 |
| 44 | 48 | 63 | 220 | 352 | 70 | 44 | 1500 |
| 48 | 53 | 69 | 240 | 384 | 76 | 48 | 2000 |
| 52 | 57 | 74 | 260 | 416 | 81 | 52 | 2500 |
| 56 | 62 | 80 | 280 | 448 | 86 | 56 | 3200 |
| 64 | 70 | 90 | 320 | 512 | 95 | 64 | 4600 |
| 72 | 79 | 101 | 360 | 576 | 140 | 72 | 6600 |

C

E-6135
G-6135

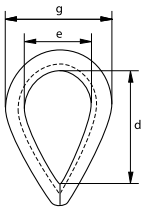


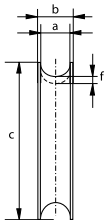


# Thimbles

## Generally to DIN 3090

- **Material:** mild steel
- **Standard:** generally to DIN 3090
- **Finish:** for diameter 4 and 6 mm electro-galvanized
  other diameters hot dipped galvanized
- **Certification:** 2.1 CE IIB

| diameter wire rope | width groove | width overall | length | length inside | width inside | thickness back | width | weight per 100 pcs |
|---|---|---|---|---|---|---|---|---|
| mm | a mm | b mm | c mm | d mm | e mm | f mm | g mm | kg |
| 4 | 5 | 8 | 35 | 20 | 10 | 2.1 | 25 | 1.40 |
| 6 | 7 | 10 | 50 | 30 | 15 | 2.6 | 33 | 3 |
| 8 | 9 | 13 | 68 | 40 | 20 | 4 | 43 | 7.10 |
| 10 | 11 | 15 | 77 | 50 | 25 | 5 | 47 | 17 |
| 12 | 13 | 19 | 100 | 60 | 30 | 6 | 63 | 24 |
| 14 | 16 | 22 | 110 | 70 | 35 | 8 | 70 | 31 |
| 16 | 18 | 25 | 125 | 80 | 40 | 8 | 80 | 50 |
| 18 | 20 | 27 | 142 | 90 | 45 | 9 | 90 | 62 |
| 20 | 22 | 30 | 155 | 100 | 50 | 10 | 102 | 90 |
| 22 | 24 | 33 | 165 | 110 | 55 | 10 | 107 | 100 |
| 24 | 26 | 35 | 180 | 120 | 60 | 10 | 120 | 130 |
| 26 | 29 | 36 | 190 | 130 | 65 | 12 | 122 | 220 |
| 28 | 31 | 37 | 197 | 140 | 70 | 12 | 128 | 240 |
| 32 | 35 | 43 | 225 | 160 | 80 | 15 | 145 | 216 |
| 36 | 40 | 60 | 250 | 180 | 90 | 15 | 170 | 430 |
| 40 | 44 | 66 | 290 | 200 | 100 | 20 | 190 | 570 |
| 44 | 48 | 72 | 315 | 220 | 110 | 20 | 205 | 850 |
| 48 | 53 | 77 | 350 | 240 | 120 | 20 | 220 | 1120 |
| 52 | 57 | 88 | 380 | 260 | 130 | 25 | 235 | 1530 |
| 56 | 62 | 95 | 405 | 280 | 140 | 25 | 270 | 2148 |
| 60 | 66 | 105 | 430 | 300 | 150 | 25 | 285 | 2300 |
| 64 | 70 | 110 | 485 | 320 | 160 | 30 | 310 | 3500 |

C

# Thimbles

## Generally to EN 13411-1

G-6170

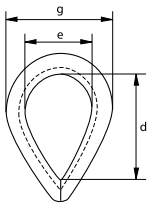


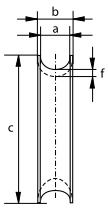


- **Material:** mild steel
- **Standard:** generally to EN 13411-1 formerly BS 464
- **Finish:** hot dipped galvanized
- **Certification:** 2.1 CE IIB

| diameter rope | | width groove | width overall | length | length inside | width inside | thickness back | width | weight per 100 pcs |
|---|---|---|---|---|---|---|---|---|---|
| inch | mm | a mm | b mm | c mm | d mm | e mm | f mm | g mm | kg |
| 3/16 | 5 | 6 | 9.5 | 47 | 27 | 18 | 3 | 32 | 3.50 |
| 1/4 | 7 | 7 | 11 | 51 | 33 | 20.5 | 3.5 | 36 | 2.80 |
| 5/16 | 8 | 8 | 12.7 | 52 | 33 | 22 | 4 | 38 | 5.70 |
| 3/8 | 10 | 10 | 14.3 | 64 | 38 | 25 | 6.3 | 47.6 | 8 |
| 7/16 | 11 | 13 | 17.5 | 73 | 41 | 29 | 7.9 | 52 | 14.2 |
| 1/2 | 13 | 14 | 20.6 | 79 | 45 | 32 | 7.9 | 58.8 | 18 |
| 9/16 | 14 | 15 | 20.6 | 88 | 56 | 38 | 7.9 | 64 | 18.9 |
| 5/8 | 16 | 16 | 22.2 | 96 | 59 | 41 | 8.7 | 74.5 | 22.4 |
| 11/16 | 17 | 19 | 28.6 | 108 | 67 | 45 | 9.5 | 79.4 | 39.7 |
| 3/4 | 19 | 21 | 28.6 | 124 | 73 | 51 | 11.1 | 92 | 45.6 |
| 7/8 | 22 | 22 | 31.7 | 131 | 83 | 56 | 12.7 | 102 | 61.5 |
| 15/16 | 24 | 25 | 33.4 | 146 | 92 | 64 | 12.7 | 110 | 106 |
| 1 | 25 | 27 | 35 | 162 | 108 | 70 | 14.3 | 119 | 97.3 |
| 1 1/8 | 29 | 29 | 38 | 178 | 112 | 76 | 15.9 | 133 | 151 |
| 1 1/4 | 32 | 33 | 41.3 | 197 | 133 | 95 | 15.9 | 152 | 204 |
| 1 3/8 | 35 | 38 | 47.6 | 228 | 152 | 105 | 19 | 175 | 318 |
| 1 1/2 | 38 | 41 | 52 | 254 | 165 | 114 | 23.8 | 197 | 363 |
| 1 5/8 | 41 | 47 | 57 | 280 | 188 | 120 | 24 | 205 | 499 |
| 1 3/4 | 44 | 51 | 57 | 286 | 178 | 127 | 25.4 | 228 | 556 |
| 1 7/8 | 48 | 60 | 66.6 | 317 | 190 | 133 | 28.6 | 248 | - |
| 2 | 51 | 64 | 69.8 | 330 | 203 | 140 | 30.1 | 257 | - |
| 2 1/8 | 54 | 64 | 69.8 | 330 | 203 | 140 | 30.1 | 257 | - |
| 2 1/4 | 57 | 67 | 76.2 | 356 | 246 | 160 | 31.7 | 296 | - |
| 2 1/2 | 64 | 75 | 93 | 420 | 255 | 170 | 43 | 300 | - |

C

# Thimbles

## Generally to US Fed. Spec. FF-T-276b type III

- **Material:** mild steel
- **Standard:** generally to US Federal Specification FF-T-276b type III and generally to EN 13411-1
- **Finish:** hot dipped galvanized
- **Certification:** 2.1 CE IIB

**G-6142**

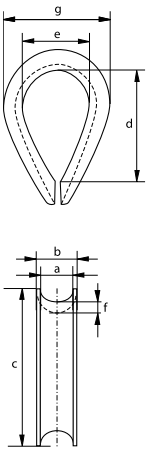


| diameter rope | width groove | width overall | length | length inside | width inside | thickness back | width | weight per 100 pcs |
|---|---|---|---|---|---|---|---|---|
| mm | a mm | b mm | c mm | d mm | e mm | f mm | g mm | kg |
| 6 | 7 | 10 | 56 | 41 | 22 | 1.5 | 38 | 2.70 |
| 8 | 8 | 12.6 | 64 | 48 | 27 | 2 | 46 | 5.10 |
| 9 | 10 | 17.2 | 73 | 54 | 26 | 2.5 | 54 | 9.10 |
| 11 | 12 | 18 | 83 | 60 | 32 | 3 | 60 | 13.9 |
| 13 | 13.6 | 21.4 | 92 | 70 | 38 | 4 | 70 | 19.9 |
| 14 | 15 | 23 | 92 | 70 | 38 | 4 | 68 | 20.5 |
| 16 | 16.8 | 24.5 | 103 | 83 | 44 | 4 | 78 | 29.8 |
| 19 | 19.8 | 31.8 | 127 | 95 | 51 | 6 | 97 | 60.8 |
| 22 | 24 | 36 | 140 | 108 | 57 | 6 | 108 | 80.4 |
| 25 | 27 | 39 | 156 | 114 | 63 | 6 | 125 | 109 |
| 28 - 32 | 34 | 46 | 178 | 130 | 73 | 6 | 148 | 147 |
| 32 - 35 | 36 | 56 | 228 | 165 | 89 | 10 | 173 | 366 |
| 35 - 38 | 39 | 63 | 228 | 158 | 89 | 12 | 181 | 478 |
| 41 | 42 | 66 | 285 | 203 | 101 | 12 | 206 | 731 |
| 45 | 45 | 69 | 309 | 228 | 114 | 12 | 216 | 778 |
| 48 - 51 | 54 | 78 | 380 | 305 | 152 | 12 | 250 | 1150 |
| 57 | 60 | 92 | 435 | 356 | 178 | 16 | 301 | 1935 |
| 64 | 70 | 110 | 465 | 360 | 178 | 20 | 310 | 2640 |
| 76 | 85 | 125 | 550 | 410 | 180 | 20 | 330 | 3850 |

C

# Thimbles

## Pennant line type

G-6151

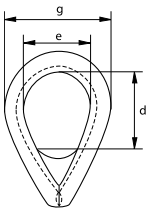


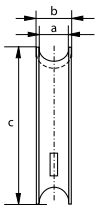


- **Material:** mild steel
- **Finish:** hot dipped galvanized produced with a welded fillet plate
- **Certification:** 2.1 CE IIB

| diameter wire rope | width groove | width overall | length | length inside | width inside | width | weight each |
|---|---|---|---|---|---|---|---|
| mm | a mm | b mm | c mm | d mm | e mm | g mm | kg |
| 16 | 17 | 22 | 102 | 50 | 50 | 75 | 0.40 |
| 18 | 19 | 25 | 114 | 50 | 53 | 85 | 0.50 |
| 20 | 21 | 29 | 127 | 60 | 60 | 100 | 0.80 |
| 22 | 23 | 33 | 140 | 60 | 65 | 110 | 0.90 |
| 24 | 25 | 34 | 152 | 70 | 70 | 115 | 1 |
| 28 | 30 | 38 | 178 | 75 | 80 | 135 | 1.70 |
| 30 | 33 | 44 | 203 | 80 | 100 | 155 | 2.50 |
| 36 | 38 | 49 | 229 | 110 | 115 | 175 | 4 |
| 40 | 41 | 52 | 254 | 120 | 120 | 190 | 4.50 |
| 44 | 46 | 60 | 279 | 120 | 130 | 210 | 7 |
| 50 | 52 | 65 | 305 | 140 | 145 | 245 | 8.30 |
| 56 | 60 | 72 | 356 | 155 | 155 | 260 | 12.5 |
| 64 | 70 | 84 | 432 | 200 | 190 | 310 | 19.5 |
| 76 | 81 | 119 | 483 | 235 | 230 | 350 | 29 |
| 82 | 92 | 130 | 559 | 240 | 255 | 395 | 35 |
| 90 | 105 | 145 | 610 | 275 | 280 | 430 | 42 |
| 120 | 120 | 155 | 660 | 295 | 285 | 450 | 58 |

C

# Thimbles

## Tubular type

P-6190

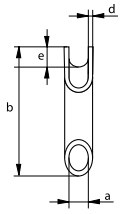


- **Material:** mild steel
- **Finish:** painted
- **Certification:** 2.1 CE IIB

| diameter wire rope | diameter | length | width inside | thickness | height | weight each |
|---|---|---|---|---|---|---|
| mm | a mm | b mm | c mm | d mm | e mm | kg |
| 10 | 12 | 90 | 23 | 4 | 8 | 0.23 |
| 12 | 15 | 105 | 27 | 5 | 10 | 0.40 |
| 14 | 17 | 115 | 27 | 5 | 10 | 0.50 |
| 16 | 19 | 120 | 32 | 5 | 12 | 0.60 |
| 18 | 22 | 140 | 35 | 5 | 15 | 0.75 |
| 22 | 25 | 180 | 45 | 6 | 16 | 1.40 |
| 24 | 28 | 180 | 45 | 7 | 16 | 1.75 |
| 26 | 30 | 195 | 47 | 7 | 18 | 2 |
| 32 | 35 | 215 | 60 | 7 | 22 | 2.50 |
| 38 | 45 | 260 | 70 | 7 | 27 | 3.50 |
| 44 | 50 | 280 | 75 | 7 | 28 | 4.20 |

C

# Thimbles

## Tubular type with welded plate

P-6195

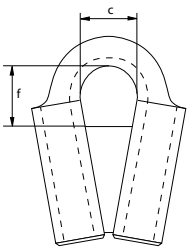


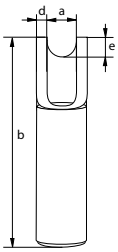


- **Material:** mild steel
- **Finish:** painted
- **Certification:** 2.1 CE IIB

| diameter wire rope | width groove | length | width inside | thickness | height | length inside | weight each |
|---|---|---|---|---|---|---|---|
| mm | a mm | b mm | c mm | d mm | e mm | f mm | kg |
| 10 | 12 | 84 | 23 | 4 | 8 | 24 | 0.26 |
| 12 | 15 | 95 | 27 | 5 | 10 | 31 | 0.42 |
| 14 | 17 | 100 | 27 | 5 | 10 | 38 | 0.48 |
| 16 | 19 | 112 | 32 | 5 | 12 | 46 | 0.61 |
| 18 | 22 | 125 | 35 | 5 | 15 | 47 | 0.95 |
| 22 | 25 | 150 | 45 | 6 | 16 | 61 | 1.33 |
| 24 | 28 | 157 | 45 | 7 | 16 | 56 | 1.67 |
| 26 | 30 | 170 | 47 | 7 | 18 | 68 | 1.96 |
| 32 | 35 | 190 | 60 | 7 | 22 | 73 | 2.43 |
| 36 | 40 | 212 | 70 | 9 | 26 | 80 | 4.32 |
| 38 | 45 | 228 | 70 | 7 | 27 | 94 | 3.67 |

Scan for additional product details

# Green Pin® ID Tag

## Aluminium identification tag

- **Material:** aluminium
- **Finish:** see table below
- **Certification:** 2.1

TAG

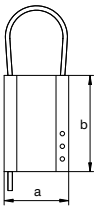


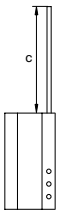


| partnumber | finish | width | length | length | weight each |
|---|---|---|---|---|---|
| | | a mm | b mm | c mm | kg |
| TAGVIERGE | self-coloured | 51 | 76 | 220 | 0.07 |
| TAGJ | anodized yellow | 51 | 76 | 220 | 0.07 |
| TAGGREEN | anodized green | 51 | 76 | 220 | 0.07 |
| TAGRED | anodized red | 51 | 76 | 220 | 0.07 |
| TAGBLUE | anodized blue | 51 | 76 | 220 | 0.07 |
| TAGDEMI | self-coloured | 51 | 38 | 220 | 0.04 |
| TAGB without wire rope | self-coloured | 51 | 76 | | 0.06 |

TAGVIERGE

TAGJ



TAGGREEN

TAGRED

TAGBLUE



TAGDEMI

Scan for additional product details

# Green Pin® RFID Tag

## Accessory for radio-frequency identification of slings



TAGRFID

- **Material:** stainless steel
- **Standard:** RF Protocol ISO 15693 Operating Frequency HF - 13.56 MHz with individual serial number
- **Finish:** polymer
- **Temperature range:** -40 °C up to +125 °C
- **Certification:** 2.1
- **Note:** IP68; water and ice proof

| length | width | diameter | diameter | weight per 100 pcs |
|---|---|---|---|---|
| a mm | b mm | c mm | d mm | kg |
| 53 | 33 | 12 | 4 | 1.80 |

RFID INFO

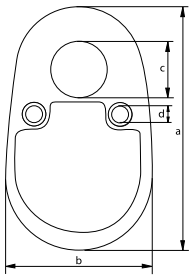


# Green Pin® RFID Chip

## Accessory for radio-frequency identification of slings

CHIPRFID

- **Material:** polymer
- **Standard:** RF Protocol ISO 15693 Operating Frequency HF - 13.56 MHz with individual serial number
- **Temperature range:** -40 °C up to +125 °C
- **Certification:** 2.1
- **Note:** IP68; water and ice proof

| diameter | thickness | weight per 100 pcs |
|---|---|---|
| a mm | b mm | kg |
| 6 | 2 | 0.02 |

RFID INFO

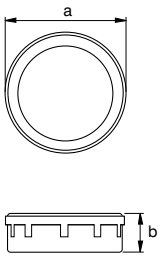

# Green Pin® Clevis For Web Sling Connector GR8 Spare Kit

## Grade 8 spare kit for clevis for web sling connector



RCOS

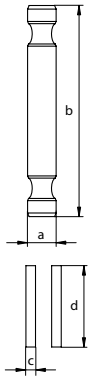


- **Material:** alloy steel, grade 8, quenched and tempered
- **Finish:** self-coloured
- **Temperature range:** -40 °C up to +200 °C
- **Certification:** 2.1 3.1 CE IIB

| partnumber | diameter pin | length pin | diameter pin | length pin | weight each |
|---|---|---|---|---|---|
| | a mm | b mm | c mm | d mm | kg |
| GPRCOS7/8 | 9 | 58 | 3 | 22 | 0.03 |
| GPRCOS10 | 13 | 74 | 4 | 24 | 0.08 |
| GPRCOS13 | 16 | 94 | 4 | 32 | 0.15 |
| GPRCOS16 | 20 | 116 | 5 | 35 | 0.25 |

| partnumber | for fitting | |
|---|---|---|
| | COS | XLS |
| GPRCOS7/8 | GPCOS60 | |
| GPRCOS10 | GPCOS90 | |
| GPRCOS13 | GPCOS150 | GPXLS60 |
| GPRCOS16 | GPCOS240 | |

# Green Pin® Connecting Link Spare Kit GR8

## Grade 8 spare kit for connecting link



RMJ

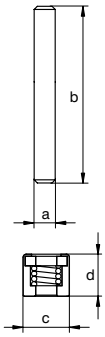


- **Material:** alloy steel, grade 8, quenched and tempered
- **Finish:** self-coloured
- **Temperature range:** -40 °C up to +200 °C
- **Certification:** 2.1 3.1 CE IIB

| partnumber | diameter pin | length pin | diameter | width | weight each |
|---|---|---|---|---|---|
| | a mm | b mm | c mm | d mm | kg |
| GPRMJ6 | 5 | 41 | 12 | 10 | 0.01 |
| GPRMJ7/8 | 6 | 54 | 13 | 14 | 0.02 |
| GPRMJ10 | 8 | 66 | 16 | 18 | 0.04 |
| GPRMJ13 | 10 | 84 | 22 | 22 | 0.10 |
| GPRMJ16 | 12 | 105 | 25 | 25 | 0.15 |
| GPRMJ18/20 | 15 | 122 | 28 | 32 | 0.25 |
| GPRMJ22 | 17 | 141 | 32 | 35 | 0.38 |
| GPRMJ26 | 20 | 169 | 38 | 40 | 0.54 |
| GPRMJ32 | 22 | 199 | 45 | 50 | 1 |

| partnumber | for fitting | |
|---|---|---|
| | MJ | MJS |
| GPRMJ6 | GPMJ6 | |
| GPRMJ7/8 | GPMJ7/8 | GPMJS7/8 |
| GPRMJ10 | GPMJ10 | GPMJS10 |
| GPRMJ13 | GPMJ13 | GPMJS13 |
| GPRMJ16 | GPMJ16 | |
| GPRMJ18/20 | GPMJ18/20 | |
| GPRMJ22 | GPMJ22 | |
| GPRMJ26 | GPMJ26 | |
| GPRMJ32 | GPMJ32 | |