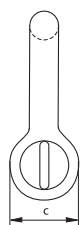
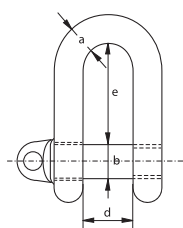


C

S-3351  
G-3351

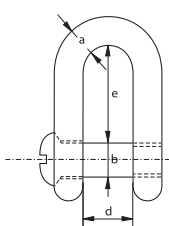
## Shackles generally to DIN 82101 type A

### Dee shackle with screw collar pin

- **Material:** bow and pin high tensile steel, grade 4
- **Safety Factor:** MBL equals 5 x WLL
- **Standard:** generally to DIN 82101 type A
- **Finish:** hot dipped galvanized or self coloured
- **Certification:** 2.1 2.2 CE
- **Note:** shackle no. 0.1 is electro-galvanized and will not have any markings as it is too small

no.	working load limit	diameter bow	diameter pin	diameter eye	width inside	length inside	weight each
	t	a mm	b mm	c mm	d mm	e mm	kg
0.1	0.1	5	5	10	7	15.5	0.02
0.16	0.16	6	6	12	8	18	0.02
0.25	0.25	8	8	16	11	24	0.05
0.4	0.4	10	10	20	14	30	0.1
0.6	0.63	12	12	24	17	36	0.18
1	1	13	16	32	21	49	0.3
1.6	1.6	16	20	40	27	61	0.57
2	2	20	22	44	30	67	0.98
2.5	2.5	22	24	48	33	73	1.3
3	3.15	25	27	54	38	83.5	1.85
4	4	28	30	60	42	91	2.53
5	5	32	36	72	47	111	4
6	6.3	36	39	78	53	119.5	5.3
8	8	41	45	90	60	139.5	7.9
10	10	44	48	96	66	147	10
12	12	49	52	104	73	158	13.5
16	16	55	60	120	81	185	19.2
20	20	61	68	136	90	211	28
25	25	67	72	144	100	221	34

C

S-3352  
G-3352

## Shackles generally to DIN 82101 type B

### Dee shackle with counter sunk screw pin

- **Material:** bow and pin high tensile steel, grade 4
- **Safety Factor:** MBL equals 5 x WLL
- **Standard:** generally to DIN 82101 type B
- **Finish:** hot dipped galvanized or self coloured
- **Certification:** 2.1 2.2 CE
- **Note:** shackle no. 0.1 is electro-galvanized and will not have any markings as it is too small


no.	working load limit	diameter bow	diameter pin	diameter eye	width inside	length inside	weight each
	t	a mm	b mm	c mm	d mm	e mm	kg
0.1	0.1	5	5	10	7	15.5	0.01
0.16	0.16	6	6	12	8	18	0.02
0.25	0.25	8	8	16	11	24	0.05
0.4	0.4	10	10	20	14	30	0.09
0.6	0.63	12	12	24	17	36	0.17
1	1	13	16	32	21	49	0.29
1.6	1.6	16	20	40	27	61	0.54
2	2	20	22	44	30	67	0.98
2.5	2.5	22	24	48	33	73	1.23
3	3.15	25	27	54	38	83.5	1.8
4	4	28	30	60	42	91	2.6
5	5	32	36	72	47	111	3.8
6	6.3	36	39	78	53	119.5	5.2
8	8	41	45	90	60	139.5	7.6
10	10	44	48	96	66	147	9.7

C

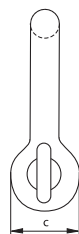
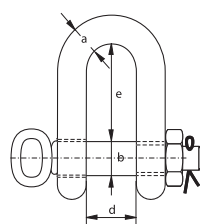
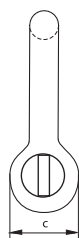
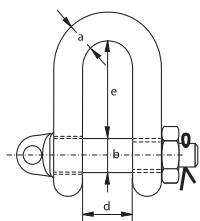
## Shackles generally to DIN 82101 type C

### Dee shackle with safety bolt

- **Material:** bow and pin high tensile steel, grade 4
- **Safety Factor:** MBL equals 5 x WLL
- **Standard:** generally to DIN 82101 type C
- **Finish:** hot dipped galvanized or self coloured
- **Certification:** **2.1 2.2 CE**
- **Note** : with screw collar pin : up to size no. 25  
: with hand-grip : from size no. 32



S-3356  
G-3356



no.	working load limit	diameter bow	diameter pin	diameter eye	width inside	length inside	weight each
	t	a mm	b mm	c mm	d mm	e mm	kg
0.4	0.4	10	10	20	14	30	0.11
0.6	0.63	12	12	24	17	36	0.2
1	1	13	16	32	21	49	0.37
1.6	1.6	16	20	40	27	61	0.69
2	2	20	22	44	30	67	1.13
2.5	2.5	22	24	48	33	73	1.5
3	3.15	25	27	54	38	83.5	2.15
4	4	28	30	60	42	91	2.93
5	5	32	36	72	47	111	4.7
6	6.3	36	39	78	53	119.5	6.33
8	8	41	45	90	60	139.5	8.6
10	10	44	48	96	66	147	10.8
12	12	49	52	104	73	158	14.4
16	16	55	60	120	81	185	20.5
20	20	61	68	136	90	211	27.9
25	25	67	72	144	100	221	36
32	32	74	80	160	110	246	49
40	40	75	90	180	125	276	70
50	50	88	100	200	140	307	100
63	63	96	110	220	155	339	140
80	80	110	125	250	175	385.5	200
100	100	125	140	280	200	430	280